

GRADE PRE-K READING SUPPLEMENT

Worksheet 1a : Score : _____ / 15



Q 1-5, The vowel "a" can be combined with a consonant to make a new sound. Read the examples shown below and practice the new sounds. An example to explain this is shown in the box alongside.

- "a" + "t" makes the sound of "at"
- "a" + "n" makes the sound of "an"
- "a" + "d" makes the sound of "ad"
- "a" + "m" makes the sound of "am"
- "a" + "b" makes the sound of "ab"
- "a" + "g" makes the sound of "ag"

<p>A says "ʌ" as in Apple</p> <p>T says "ʌ" as in Top</p> <p>A & T together say "ʌ" as in C AT</p>

Now read the words and sentences below to practice what you've learned above.

1. Words ending with – **at**

Hat Cat Rat

Fat cat.

Pat sat.

2. Words ending with – **an**

Can Fan Ran

Tan ran.

3. Words ending with – **ad**

Bad Dad Sad

Bad Tad.

Sad Dad.

4. Words ending with – **am and ab**

Jam Dam Sam Cab Nab Dab

5. Words ending with – **ag**

Bag Nag Tag

Q 6-10, Read the sight words. Practice saying them aloud till you can recognize them. Write them in the space provided.

6. **a** 7. **the** 8. **is** 9. **and** 10. **on**

_____	_____	_____	_____	_____
_____	_____	_____	_____	_____
_____	_____	_____	_____	_____

Q 11-15, Read the sentences below. Circle the sight words given at the beginning of each row in the adjacent sentence.

11. **the** Pat and the fat cat ran.

12. **Is** The rat is mad. Sam is sad.

13. **a** A hat is on the mat.

14. **and** Sam and Pat dab the jam.

15. **on** The bag is on the can.

GRADE PRE-K READING SUPPLEMENT

Worksheet 1b : Score : _____ / 17



Q 1-5, The vowel “e” can be combined with a consonant to make a new sound. Read the examples shown below and practice the new sounds. An example to explain this is shown in the box alongside.

- “e” + “t” makes the sound of “et”
- “e” + “n” makes the sound of “en”
- “e” + “d” makes the sound of “ed”
- “e” + “g” makes the sound of “eg”

<p>E says “♪” as in <u>E</u> lephant T says “♪” as in <u>T</u> op E & T together say “♪” as in N <u>ET</u></p>
--

1. Words ending with – **et**

Bet Net Pet

A pet is on the net.



2. Words ending with – **en**

Den Hen Men

Ten men on the mat.

A pen is on the can.



3. Words ending with – **ed**

Bed Red Ted

Ted is on the red bed.



4. Words ending with – **eg**



Beg Leg Peg

The leg is on the egg!

Q 5-9, Read the sight words. Practice saying them aloud till you can recognize them. Write them in the space provided.

- | | | | | |
|-------------|--------------|--------------|---------------|---------------|
| 5. I | 6. it | 7. do | 8. see | 9. can |
| _____ | _____ | _____ | _____ | _____ |
| _____ | _____ | _____ | _____ | _____ |
| _____ | _____ | _____ | _____ | _____ |

Q 10-16, Read the sentences below. Circle the sight words given at the beginning of each row in the adjacent sentence.

10. **see** I see the ten men on the mat.
11. **I** I can do it.
12. **it** The hat is on the mat. I see it. 
13. **can** The vet can pat the pet.
14. **do** Do the cat and the rat run fast? 
15. **and, on** Can I see Sam and Tad on the mat?
16. **is** The pen is on the net.
17. **a, the** A bag is on the red bed.

GRADE PRE-K-K READING SUPPLEMENT

Worksheet 1c : Score : _____ / 15



Q 1, Read the short story. Practice for fluency. Draw a picture for the story.

Sam and Tad

Sam is a cat.

Tad is a rat.

Sam and Tad see a can.

It is a jam can.

Sam dabs jam on Tad.

Tad runs.

Sam runs. Sam tags Tad!

Q 2-6, Read the sight words. Practice saying them aloud till you can recognize them. Write them in the space provided.

2. **I**





3. **it**

4. **do**

5. **see**

6. **can**

Q 7-11, Read the sentences below. Circle the sight words given at the beginning of each row in the adjacent sentence.

7. **see** I see the hat. I see the cat. 
8. **I** I see the fan. I see the pram. 
9. **the** I can see the cab and the tram.
10. **and** I see the pan and the hat Sam had. 
11. **can** Dad can see the fan. 

Q 12-16, Circle the sight word shown at the beginning of each row in the words that follow on the right-hand side. Read aloud all the given choices.

12. **it** is I it see it
13. **do** dot can do and do
14. **is** I is and it can
15. **on** on on no see the
16. **a** an a I the a

17-18, Write two words with the given word families: (eg. -ed word family – bed, red)

17. **-an** 18. **-at**

GRADE PRE-K-K READING SUPPLEMENT

Worksheet 1d : Score : _____ / 17



Q 1, Read the short story. Practice for fluency. Draw a picture for the story.

1. **Ted and Meg**

Ted is a vet.

Meg is a pet hen.

Ted is on the bed.

Do you see the red egg?

The egg is on the bed.

Do you see Meg?

Meg is on the egg on the bed.

Q 2-6, Read the sight words. Practice saying them aloud till you can recognize them. Write them in the space provided.

2. **a**

3. **the**

4. **is**

5. **and**

6. **on**

Q 7-11, Read the sentences below. Circle the sight words given at the beginning of each row in the adjacent sentence.

7. **it** It is a wet van.
8. **Do** Do I pat the cat? Yes, I do.
9. **Is** The flag is on the red bed.
10. **on** The hen is on the egg.
11. **a** A pen is on the can.

12-16, Circle the sight word shown at the beginning of each row in the words that follow on the right-hand side.

12. **can** cat I can see can
13. **see** sad see do and see
14. **and** it and and a an
15. **the** the on the see and
16. **I** the I a I is

17-18, Write two words with the given word families: (eg. -at word family – hat, bat)

17. **-en** 18. **-et**